



PEARSON

CHEMISTRY

NEW SOUTH WALES

STUDENT BOOK



NSW
STAGE 6

Contents

Working scientifically

CHAPTER 1 Working scientifically	2
1.1 Questioning and predicting	4
1.2 Planning investigations	11
1.3 Conducting investigations	19
1.4 Processing data and information	22
1.5 Analysing data and information	26
1.6 Problem solving	31
1.7 Communicating	33
Chapter 1 Review	42

Module 1 Properties and structure of matter

CHAPTER 2 Properties of matter	47
How do the properties of substances help us to classify and separate them?	
2.1 Types of matter	48
2.2 Physical properties and changes of state	54
2.3 Separating mixtures	59
2.4 Calculating percentage composition	63
2.5 Elements and the periodic table	68
Chapter 2 Review	75
CHAPTER 3 Atomic structure and atomic mass	77
Why are atoms of elements different from one another?	
3.1 Inside atoms	78
3.2 Classifying atoms	81
3.3 Masses of particles	86
3.4 Electronic structure of atoms	96
3.5 Electronic configuration and the shell model	100
3.6 The Schrödinger model of the atom	105
Chapter 3 Review	111
CHAPTER 4 Periodicity	113
Are there patterns in the properties of elements?	
4.1 The periodic table	114
4.2 Trends in the periodic table: Part 1	122
4.3 Trends in the periodic table: Part 2	129
Chapter 4 Review	134

CHAPTER 5 Bonding	137
What binds atoms together in elements and compounds?	
5.1 Metallic bonding	138
5.2 Ionic bonding	147
5.3 Covalent bonding	162
5.4 Intermolecular forces	172
5.5 Covalent network structures	188
Chapter 5 Review	195
Module 1 Review	198

Module 2 Introduction to quantitative chemistry

CHAPTER 6 Chemical reactions and stoichiometry	205
What happens in chemical reactions?	
6.1 Writing chemical equations	206
6.2 Problems involving conservation of mass	213
Chapter 6 Review	218
CHAPTER 7 The mole concept	221
How are measurements made in chemistry?	
7.1 Introducing the mole	222
7.2 Molar mass	229
7.3 Percentage composition and empirical formula	233
7.4 Calculations based on the amount of a reactant or product	238
7.5 Calculations based on the amounts of two reactants	242
Chapter 7 Review	246
CHAPTER 8 Concentration and molarity	249
How are chemicals in solutions measured?	
8.1 Concentration of solutions	250
8.2 Molar concentration	256
8.3 Dilution	260
8.4 Standard solutions	264
Chapter 8 Review	268

CHAPTER 9 Gas laws	271	13.3 Effect of surface area, concentration and pressure on reaction rate	421
How does the ideal gas law relate to all other gas laws?		13.4 Effect of temperature on reaction rate	425
9.1 Introducing gases	272	Chapter 13 Review	429
9.2 The gas laws	279	Module 3 Review	433
9.3 The ideal gas law	289		
9.4 Stoichiometric calculations involving gases	295		
Chapter 9 Review	301		
Module 2 Review	304		
<hr/>			
Module 3 Reactive chemistry		Module 4 Drivers of reactions	
CHAPTER 10 Chemical reactions	311	CHAPTER 14 Energy changes in chemical reactions	441
What are the products of a chemical reaction?		What energy changes occur in chemical reactions?	
10.1 Chemical change	312	14.1 Exothermic and endothermic reactions	442
10.2 Synthesis reactions	317	14.2 Thermochemical equations and energy profile diagrams	447
10.3 Decomposition reactions	319	14.3 Heat of combustion	453
10.4 Combustion reactions	323	14.4 Determining the heat of combustion	455
10.5 Precipitation reactions	329	14.5 Enthalpy of dissolution	463
10.6 Reactions of acids and bases	336	14.6 Catalysts	468
10.7 Removing toxins from food	344	Chapter 14 Review	474
Chapter 10 Review	347	CHAPTER 15 Enthalpy and Hess's law	477
CHAPTER 11 Predicting reactions of metals	351	How much energy does it take to break bonds, and how much is released when bonds are formed?	
How is the reactivity of various metals predicted?		15.1 Latent heat	478
11.1 Reactions of metals	352	15.2 Bond energy	483
11.2 The activity series of metals	360	15.3 Hess's law	486
11.3 Metal activity and the periodic table	366	Chapter 15 Review	497
Chapter 11 Review	369	CHAPTER 16 Entropy and Gibbs free energy	501
CHAPTER 12 Redox reactions and galvanic cells	371	How can enthalpy and entropy be used to explain reaction spontaneity?	
How is the reactivity of various metals predicted?		16.1 Energy and entropy changes in chemical reactions	502
12.1 Introducing redox reactions	372	16.2 Entropy and spontaneous processes	509
12.2 Oxidation numbers	383	16.3 Gibbs free energy	515
12.3 Galvanic cells	390	Chapter 16 Review	520
12.4 The table of standard reduction potentials	396	Module 4 Review	522
Chapter 12 Review	405		
CHAPTER 13 Rates of reactions	409	APPENDICES	527
What affects the rate of a chemical reaction?		ANSWERS	534
13.1 Collision theory	410	GLOSSARY	569
13.2 Measuring reaction rate	415	INDEX	575


How to use this book

Pearson Chemistry 11 New South Wales

Pearson Chemistry 11 New South Wales has been written to fully align with the new Stage 6 Syllabus for New South Wales Chemistry. The book covers Modules 1 to 4 in an easy-to-use resource. Explore how to use this book below.

Chapter opener

The chapter opening page links the Syllabus to the chapter content. Key content addressed in the chapter is clearly listed.



Section

Each chapter is clearly divided into manageable sections of work. Best-practice literacy and instructional design are combined with high-quality, relevant photos and illustrations to help students better understand the ideas or concepts being developed.

9.1 Introducing gases

Every day you observe the behaviour of gases—such as those shown in Figure 9.1.1. Such examples can tell you a great deal about the physical properties of gases—those properties that can be observed and measured without changing the nature of the gas itself.

In this section you will learn about the properties and behaviour of gases.

CHEMISTRY INQUIRY

Absolute zero

How cold can it get?

COLLECT THIS ...

- fine capillary tube 5 cm in length, sealed at one end
- ruler
- aspirin, 450 mL water
- 600 mL beaker
- rubber band
- thermometer
- Bunsen burner

DO THIS ...

1. Invert the capillary tube so the sealed end is at the top, and strap it and the thermometer to the ruler using the rubber band.
2. Add the water to the beaker and heat it until it boils. Remove it from the heat.
3. Position the ruler, thermometer and capillary tube in the hot water.
4. Allow the beaker of water to cool.

RECORD THIS ...

Describe what happened. Immediately record the temperature and length of the air column in the capillary tube and then at each decrease of 10°C.

Present your results in a spreadsheet (volume versus temperature). Create a scatter plot of the data with a trend line.

REFLECT ON THIS ...

Describe the relationships seen in the graph.

How could this graph be used to identify absolute zero temperature?

Is it possible for a gas to have zero volume?

PROPERTIES OF GASES

Each of the examples shown in Figure 9.1.1 can be explained in terms of the properties of gases. Table 9.1.1 summarises some of the properties of gases and compares them with the properties of solids and liquids. These observations can be used to develop a particle model of gas behaviour.

TABLE 9.1.1 Some properties of the three states of matter

	Gases	Liquids	Solids
density	low	medium	high
volume and shape	fill the space available, because particles move independently of one another	fixed volume, adopt the shape of their container because particles are affected by attractive forces	fixed volume and shape because particles are affected by attractive forces
compressibility	compress easily	almost incompressible	almost incompressible
ability to mix	gases mix together readily	liquids mix together slowly unless stirred	solids do not mix unless finely divided

The low density of gases relative to that of liquids and solids suggests that the particles in a gas are spaced much further apart. The mass of any gas in a given volume is less than the mass of a liquid or solid in the same volume. The theory that gas particles are widely spaced can also explain the observation that gases are easily compressible.

The lighter gases spread to fill the space available, as shown in Figure 9.1.2, suggests that the particles of a gas move independently of one another. The wide spacing and independent movement of particles explains why different gases mix rapidly.

CHEMISTRY IN ACTION

Glow-in-the-dark light sticks

You might have seen glow-in-the-dark hoops, necklaces and bracelets similar to those shown in Figure 14.1.4 at nightclubs or concerts, especially those held at night. Glow-in-the-dark bracelets contain chemicals held in separate containers. When these bracelets are bent, the containers break and the chemicals combine. Light is produced through a process called **chemiluminescence**.

The chemistry of a glow stick is fairly straightforward. The aqueous reactants are hydrogen peroxide in one compartment and diphenyl oxalate in another compartment. When they mix, energy is released from the reaction that occurs. This reaction is shown in Figure 14.1.5. It is important that the plastic casing remains intact, as while the contents may be non-toxic, it is not advised to squeeze them or expose your skin or eyes to the mixture due to its irritating nature.

Instead of the energy from this reaction being released to the surroundings solely as heat, a carrier molecule transfers the energy to a chemiluminescent dye in the glow stick. The electrons in the dye are excited to higher energy levels. Light is emitted as these electrons return to their original lower-energy levels. The light from the glow stick is simply the emission spectrum of the dye molecule. However, they are one-use-only devices with a limited lifespan and are not easily recycled, so they contribute to landfill. Future development into such devices may make them safer, longer lasting and more sustainable. Existing alternatives include coloured LED bands, which are made with recyclable materials and function for a period limited only by the batteries that operate them.

CHEMILE

Glow-worms

Glow-worms (Figure 14.1.6) apply similar strategies to chemiluminescence for their glow-in-the-dark **bioluminescence**. Three chemicals within the worm combine. However, they require oxygen to produce light. When the worm breathes, oxygen acts as the oxidising agent in the chemical reaction between the three reactants producing the bioluminescence. Worms are able to control the amount of 'glow' by breathing in more or less oxygen. Greater understanding of these biochemical processes may lead to future lighting technologies.

GO TO Section 12.1 page 172

272 MODULE 2 | INTRODUCTION TO QUANTITATIVE CHEMISTRY

444 MODULE 4 | DRIVERS OF REACTIONS

Chemistry Inquiry

Chemistry Inquiry features are inquiry-based activities that preempt the theory and allow students to engage with the concepts through a simple activity that sets them up to 'discover' the science before they learn about it. They encourage students to think about what happens in the world and how science can provide explanations.

Chemistry in Action

Chemistry in Action boxes place chemistry in an applied situation or a relevant context. They refer to the nature and practice of chemistry, its applications and associated issues, and the historical development of its concepts and ideas.

ChemFile

ChemFiles include a range of interesting and real-world examples to engage students.

Highlight box

Highlight boxes focus students' attention on important information, such as key definitions, formulae and summary points.

Worked examples

Worked examples are set out in steps that show thinking and working. This format greatly enhances student understanding by clearly linking underlying logic to the relevant calculations. Each Worked example is followed by a Try yourself activity. This mirror problem allows students to immediately test their understanding. Fully worked solutions to all Worked example: Try yourself activities are available on *Pearson Chemistry 11 New South Wales Reader+*.

From the calculations in Table 7.2.1 and the photograph of 1 mol of some common substances in Figure 7.2.2, you can see that 1 mol of each substance has a different mass.



FIGURE 7.2.2 One mole of each substance has a different mass.

Counting by weighing

A useful relationship links the amount of a substance (n) in moles, its molar mass (M) in grams per mole, and the given mass of the substance (m) in grams.

Mass of a given amount of substance (m) = amount of substance (mol) \times molar mass (g mol^{-1}).

This can be written as $m = n \times M$ and rearranged to:

$$n = \frac{m}{M} \quad \text{amount in mol} \leftarrow \frac{\text{mass in g}}{\text{molar mass in g mol}^{-1}}$$

Worked example 7.2.1

CALCULATING THE MASS OF A SUBSTANCE

Thinking	Working
List the data given to you in the question. Remember that whenever you are given a molecular formula, you can calculate the molar mass.	$m(\text{Mg(NO}_3)_2) = ?$ $n(\text{Mg(NO}_3)_2) = 0.35 \text{ mol}$ $M(\text{Mg(NO}_3)_2) = 24.31 + (2 \times 14.01) + (6 \times 16.00)$ $= 148.33 \text{ g mol}^{-1}$
Calculate the mass of magnesium nitrate using:	$n = \frac{m}{M}$ so $m = n \times M$ $m(\text{Mg(NO}_3)_2) = 0.35 \times 148.33$ $= 52 \text{ g}$

Worked example: Try yourself 7.2.1

CALCULATING THE MASS OF A SUBSTANCE

Calculate the mass of 4.68 mol of sodium carbonate (Na_2CO_3).

Additional content

Additional content features include material that goes beyond the core content of the Syllabus. They are intended for students who wish to expand their depth of understanding in a particular area.

Section summary

Each section has a section summary to help students consolidate the key points and concepts of the section.

ADDITIONAL

Triads and octaves

In 1829 the German chemist Johann Wolfgang Dobereiner noticed that many of the known elements could be arranged in groups of three based on their chemical properties. He called these groups 'triads'. Within each of these triads, the properties of one element were intermediate between those of the other two. The intermediate element's relative atomic mass was almost exactly the average of the others.

One of Dobereiner's triads was lithium, sodium and potassium. Sodium is more reactive than lithium, but less reactive than potassium. Calcium's atomic mass is 28, which is the average of lithium's (atomic mass 7) and potassium's (atomic mass 39) atomic masses.

However, Dobereiner's theory was limited—most elements could not be included in triads. However, his work was quite remarkable, given he had fewer than 50 elements to work with at the time.

Eight years later, English chemist John Alexander Newlands noticed a pattern in the atomic mass of elements. Newlands' law of octaves was published in 1865 and predicted properties of new elements such as germanium. His octaves worked well for the lighter elements, but did not fit for the heavier elements or allow for the discovery of new elements.

Four years later Mendeleev, working independently, published his periodic law, which, with a few modifications, was similar to Newlands' law of octaves.

SKILLBUILDER

Transforming decimal notation into scientific notation

Scientists use scientific notation to handle very large and very small numbers. For example, instead of writing 0.0000000335, scientists would write 3.5×10^{-8} .

A number in scientific notation (also called standard form or power of 10 notation) is written as:

$$a \times 10^n$$

where

a is a number equal to or greater than 1 and less than 10, that is, $1 \leq a < 10$

n is an integer (a positive or negative whole number)

n is the power that 10 is raised to and is called the index value.

To transform a very large or very small number into scientific notation:

1. Write the original number as a decimal number greater than or equal to 1 but less than 10.

2. Multiply the decimal number by the appropriate power of 10.

The index value is determined by counting the number of places the decimal point needs to be moved to form the original number again.

• If the decimal point has to be moved n places to the right, n will be a positive number. For example: $51 = 5.1 \times 10^1$

• If the decimal point has to be moved n places to the left, n will be a negative number. For example: $0.51 = 5.1 \times 10^{-2}$

You will notice from these examples that when large numbers are written in scientific notation, the 10 has a positive index value. Very small numbers are written by multiplying by 10 with a negative index.

1.1 REVIEW

SUMMARY

- Before you begin your research, it is important to conduct a literature review. By using data from primary and/or secondary sources, you will better understand the context of your investigation and create an informed inquiry question.
- The purpose of a statement describing in detail what will be investigated, for example: 'The purpose of the experiment is to investigate the relationship between the concentration, mass and volume of a solution.'
- A hypothesis is a testable statement that is based on previous knowledge and evidence or observation; it attempts to answer the research question, for example: 'If increasing the concentration of a reactant increases the rate of reaction, and the concentration of this reactant is increased, then the rate of reaction will increase.'
- After a question has been formulated, it should be evaluated. The question may need further refinement

before it is suitable as a basis for an achievable and worthwhile investigation. During planning, it is important to check whether the investigation can be completed using the time and resources available.

- There are three main types of variable.
 - The independent variable is determined by the researcher. This is the variable that is selected and changed.
 - The dependent variable may change in response to a change in the independent variable, and is the variable that will be measured or observed.
 - Control variables are the variables that must be kept constant during the investigation.

Only one variable should be tested at a time. Otherwise, it is not possible to say whether the changes in the dependent variable are the result of changes in the independent variable.

KEY QUESTIONS

- 1 Scientists make observations from which a hypothesis is stated, and this is then experimentally tested. Define what a 'hypothesis' is.
- 2 Which of the following is an inquiry question?
A How are chemicals in solutions measured?
B A compound consists of two or more elements.
C Decreasing the volume of a container of gas will increase the pressure.
D The mass of the reactants equalled the mass of the products.
- 3 For each of the following hypotheses, select the dependent variable.
a If filtering water decreases electrical conductivity, and water is filtered through a domestic water purifier, then its electrical conductivity will decrease.
b If waterways near industrial sites are contaminated with lead, and the concentration of lead in waterways near industrial sites is tested and compared with the concentration of lead in waterways away from industrial sites, then the concentration of lead will be higher in the waterways closer to industrial sites.
c If increasing the salt concentration increases the electrical conductivity of water, and the electrical conductivity of water from Sydney Harbour is tested, then the electrical conductivity of the water will be greater where more ocean water is mixed in.
d If the pH of sparkling mineral water is higher than that of non-sparking mineral water, and the pH of commercially available sparkling and non-sparking mineral water is tested, then the pH will be lower in the commercially available non-sparking mineral water.
- 4 In an experiment, a student uses the following descriptions for flame tests of ionic compounds: yellow, lilac, red and green. Is the variable 'colour' a qualitative observation or a quantitative measurement?
- 5 Which of the following is likely to give the most accurate and quantitative measure of the pH of water?
A pH paper (e.g. litmus paper)
B universal indicator and a colour chart
C a calibrated pH meter at a particular temperature
D a conductivity meter
- 6 Select the best of the following hypotheses. Give reasons for your choice.
A If the pressure of a gas is affected by changes in volume and temperature, and the volume or temperature of a gas is changed, then the pressure of the gas will change.
B Concentration of solutions can be expressed using different units.
C If filtering water decreases its electrical conductivity, and water is filtered through a domestic water purifier, then its electrical conductivity will decrease.

SkillBuilder

Skillbuilders outline methods or techniques. They are instructive and self-contained. They step students through the skill to support science application.

Section review questions

Each section finishes with key questions to test students' understanding of and ability to recall the key concepts of the section.

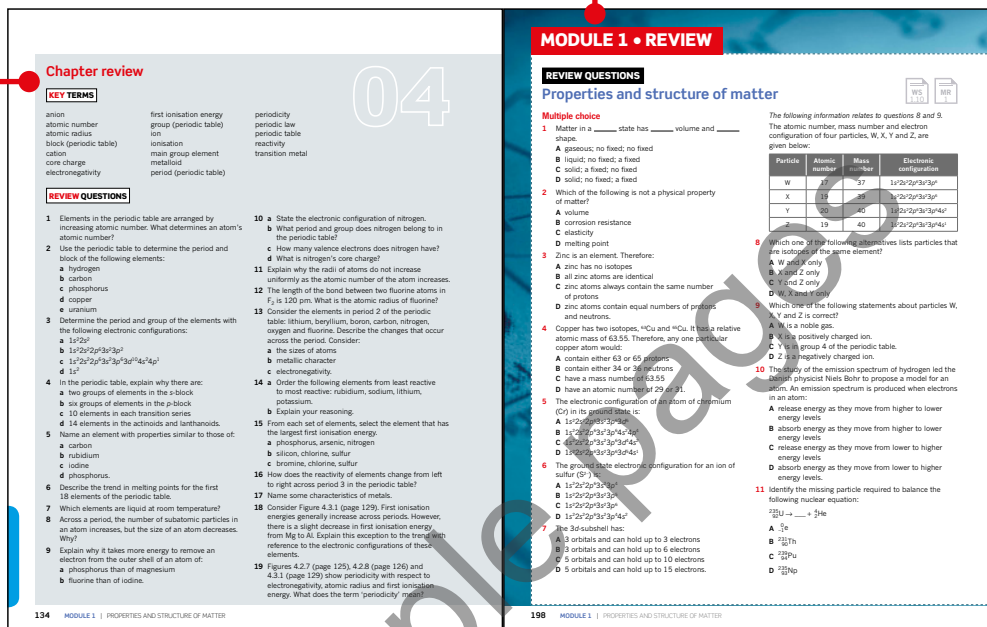
How to use this book

Chapter review

Each chapter finishes with a list of key terms covered in the chapter and a set of questions to test students' ability to apply the knowledge gained from the chapter.

Module review

Each module finishes with a comprehensive set of questions, including multiple-choice, short-answer and extended-response questions. These assist students in drawing together their knowledge and understanding, and applying it to these types of questions.



Icons

The New South Wales Stage 6 Syllabus 'Learning across the curriculum' and 'General capabilities' content are addressed throughout the series and are identified using the following icons.



'Go to' icons are used to make important links to relevant content within the Student Book.



This icon indicates when it is the best time to engage with a worksheet (WS), a practical activity (PA), a depth study (DS) or module review (MR) questions in the *Pearson Chemistry 11 Skills and Assessment Book*.



This icon indicates the best time to engage with a practical activity on *Pearson Chemistry 11 New South Wales Reader+*.




Glossary

Key terms are shown in **bold** in sections and listed at the end of each chapter. A comprehensive glossary at the end of the book includes and defines all the key terms.

Answers

Numerical answers and short-response answers are included at the back of the book. Comprehensive answers and fully worked solutions for all section review questions, Worked examples, Try yourself activities, chapter review questions and module review questions are provided via *Pearson Chemistry 11 New South Wales Reader+*.

Pearson Chemistry 11 New South Wales




Student Book

Pearson Chemistry 11 New South Wales has been written to fully align with the new Stage 6 Syllabus for New South Wales. The Student Book includes the very latest developments in and applications of chemistry and incorporates best-practice literacy and instructional design to ensure the content and concepts are fully accessible to all students.



Skills and Assessment Book

The *Skills and Assessment Book* gives students the edge in preparing for all forms of assessment. Key features include a toolkit, key knowledge summaries, worksheets, practical activities, suggested depth studies and module review questions. It provides guidance, assessment practice and opportunities for developing key skills.



Reader+ the next generation eBook

Pearson Reader+ lets you use your Student Book online or offline on any device. Pearson Reader+ retains the look and integrity of the printed book. Practical activities, interactives and videos are available on Pearson Reader+, along with fully worked solutions for the Student Book questions.

Teacher Support

The Teacher Support available includes syllabus grids and a scope and sequence plan to support teachers with programming. It also includes fully worked solutions and answers to all Student Book and *Skills and Assessment Book* questions, including worksheets, practical activities, depth studies and module review questions. Teacher notes, safety notes, risk assessments and a laboratory technician checklist and recipes are available for all practical activities. Depth studies are supported with suggested marking schemes and exemplar answers.



Pearson Digital

Access your digital resources at pearsonplaces.com.au
Browse and buy at pearson.com.au

Chemists in fields as diverse as environmental monitoring, pharmaceuticals and fuel production routinely carry out chemical reactions as part of their work. It is important for them to be able to measure specific quantities of chemicals quickly and easily, in part because the amount of products formed depends on the amount of reactants.

By the end of this chapter, you will have a greater understanding of the way in which chemists measure quantities of chemicals, in particular of the way they can accurately count the number of particles in samples of elements and compounds simply by weighing them. This is essential for designing and producing materials, including cosmetics, fuels, fertilisers, pharmaceuticals and building materials.

Content

INQUIRY QUESTION

How are measurements made in chemistry?

By the end of this chapter, you will be able to:

- conduct a practical investigation to demonstrate and calculate the molar mass (mass of 1 mole) of:
 - an element
 - a compound (ACSCH046) **ICT N**
- conduct an investigation to determine that chemicals react in simple whole number ratios by moles **ICT N**
- explore the concept of the mole and relate this to Avogadro's constant to describe, calculate and manipulate masses, chemical amounts and numbers of particles in: (ACSCH007, ACSCH039) **ICT N**
 - moles of elements and compounds $n = \frac{m}{M}$ (n = number of moles, m = mass in g, M = molar mass in g mol^{-1})
 - percentage composition calculations and empirical formulae
 - limiting reagent reactions

7.1 Introducing the mole

CHEMISTRY INQUIRY CCT N

Moles of household items

How are moles measured in chemistry?

COLLECT THIS ...

- half a cup of each of:
 - table sugar (sucrose, $C_{12}H_{22}O_{11}$)
 - water
 - aluminium foil, tightly packed
 - table salt (NaCl)
 - bicarbonate of soda ($NaHCO_3$)
- digital kitchen scales
- measuring cup
- mobile phone or digital camera

DO THIS ...

- 1 Zero the scales with the measuring cup on the balance pan.
- 2 Measure out half a cup of each substance and weigh it. Record the masses in your table.
- 3 Take a photo as you weigh the substance.
- 4 If the substance came in a packet, write down the mass of the contents of the packet when it was unopened.

RECORD THIS ...

Draw up the table below in your workbook to record your results.

Use number of moles = $\frac{\text{mass (g)}}{\text{molar mass}}$ to calculate the number of moles in half a cup of each substance.

Calculate the number of molecules or particles in your sample using:

$$\text{number of molecules} = \text{number of moles} \times 6.022 \times 10^{23}$$

REFLECT ON THIS ...

How do we measure the number of moles of substances?

Rank the substances from largest to smallest number of moles in half a cup.

Do liquids, ionic compounds, molecular substances or

elements have the largest number of particles in half a cup?

Identify any patterns in your results and attempt to explain your observations.

What could you do next time to improve your experiment?

Substance	Mass (g)	Molar mass	Number of moles in half a cup	Mass of the full packet	Number of moles in the full packet
table sugar ($C_{12}H_{22}O_{11}$)		342.30			
water		18.02		-	-
aluminium		26.98			
table salt (NaCl)		55.44			
bicarbonate of soda ($NaHCO_3$)		84.01			

It is often essential for chemists to be able to measure the exact number of particles of an element or compound. However, the particles in elements and compounds (atoms, ions and molecules) are so small that it would be difficult to count them individually or even by the thousands of millions. If it were possible to count individual particles, the numbers in even very small samples would be huge and very inconvenient to work with.

The ice cubes shown in Figure 7.1.1 each contain more than 100 000 000 000 000 000 000 000 (or 10^{23}) water molecules (H_2O). As each water molecule is composed of two hydrogen atoms and one oxygen atom, the number of individual atoms in each ice cube is greater than 10^{23} . A quantity that allows chemists to measure accurate amounts of extremely small particles is required.

In this section, you will learn about the very convenient quantity used by chemists: the mole.

THE CHEMIST'S COUNTING UNIT

A dozen is a convenient quantity for buying the eggs shown in Figure 7.1.2. For atoms, ions and molecules, which are much smaller than eggs, a quantity that describes a much larger number is needed.

The accepted quantity for chemists is the **mole**. The mole is the unit for **amount of substance** and is given the symbol n and the abbreviation 'mol'.

So $n(\text{glucose}) = 2 \text{ mol}$ is read as 'the amount of glucose molecules is 2 moles'.

Chemists use the mole as a counting measure. Figure 7.1.3 shows some quantities that you would be very familiar with, such as pair, dozen and ream. One dozen is equal to 12, two dozen equals 24, 20 dozen equals 240 and half a dozen equals 6. In the same way, chemists know that 1 mole is equivalent to a certain number and that 2 moles, 20 moles and half a mole are all multiples of that number.



FIGURE 7.1.1 Each of these ice cubes contains more than 10^{23} water (H_2O) molecules. Molecules and atoms are so small, and the numbers of them in everyday samples are so large, that it would be very inconvenient to always count them individually.




FIGURE 7.1.2 One dozen is 12 eggs, two dozen is 24 eggs and half a dozen is 6 eggs.

(a)



(b)



(c)



FIGURE 7.1.3 Convenient quantities that you would be very familiar with: (a) a pair of shoes equals two, (b) a dozen roses equals 12, (c) a ream of paper equals 500 sheets.

Information provided by molecular formulae

The **molecular formula** of a substance indicates the number of atoms of each element in one molecule of the substance. In Chapter 5, you learnt that an oxygen molecule contains two oxygen atoms joined by a covalent bond.

When referring to a mole of a substance, it is important to indicate which type of particle is being specified. The expression, '1 mol of oxygen' is ambiguous because it could describe 1 mol of oxygen atoms (O) or 1 mol of oxygen molecules (O_2). As there are two atoms in each oxygen molecule, 1 mol of oxygen molecules will contain 2 mol of oxygen atoms.

GO TO ➤

Section 5.3 page 162

Some other examples of the use of the mole as a counting unit are provided in Table 7.1.1.

TABLE 7.1.1 Examples of the use of the mole as a counting unit

Number of moles of element or compound	Information that can be obtained about numbers of particles
1 mol of hydrogen atoms (H)	1 mol of hydrogen atoms (H)
1 mol of hydrogen molecules (H ₂)	1 mol of hydrogen molecules (H ₂) 2 mol of hydrogen atoms (H)
2 mol of aluminium atoms (Al)	2 mol of aluminium atoms (Al)
2 mol of calcium chloride (CaCl ₂)	2 mol of Ca ²⁺ ions 4 mol of Cl ⁻ ions
10 mol of glucose (C ₆ H ₁₂ O ₆) molecules	10 mol of glucose (C ₆ H ₁₂ O ₆) molecules 60 mol of carbon atoms 120 mol of hydrogen atoms 60 mol of oxygen atoms

AVOGADRO'S CONSTANT

One mole of any substance is defined as the same number of particles as there are atoms in exactly 12 g of carbon-12. This number of atoms has been experimentally determined to be $6.022\,141 \times 10^{23}$ atoms. That's 602 214 100 000 000 000 000 000 atoms!

This number is commonly rounded to 6.022×10^{23} and is referred to as **Avogadro's constant** or Avogadro's number. It is given the symbol N_A .

Avogadro's constant is written in scientific notation.

i $N_A = 6.022 \times 10^{23} \text{ mol}^{-1}$

Therefore, 1 mol of particles contains 6.022×10^{23} particles.

Avogadro's constant is an enormous number, but the extremely small size of atoms, ions and molecules means that 1 mol of most elements and compounds does not have a large mass or volume.

For example, in Figure 7.1.4 you can see that 1 mol of water, that is 6.022×10^{23} water molecules, has a volume of only 18 mL, and 1 mol of table salt (NaCl) has a mass of 58.44 g.

If you know that 1 mol of a substance contains 6.022×10^{23} particles, then:

- 2 mol of a substance contains $2 \times (6.022 \times 10^{23}) = 1.204 \times 10^{24}$ particles
- 0.3 mol of a substance contains $0.3 \times (6.022 \times 10^{23}) = 1.806 \times 10^{23}$ particles
- 4.70×10^{23} particles = $\frac{4.70 \times 10^{23}}{6.022 \times 10^{23}}$ particles = 0.781 mol
- 7.35×10^{24} particles = $\frac{7.35 \times 10^{24}}{6.022 \times 10^{23}}$ particles = 12.2 mol.

As you can see from Figure 7.1.5, a mathematical relationship exists between the number of particles, N , and the amount of substance in moles, n . This relationship can be written as:

i $n = \frac{N}{N_A}$

GO TO > SkillBuilder page 80



FIGURE 7.1.4 One mole of sodium chloride and 1 mol of water contain the same number of particles, 6.022×10^{23} .

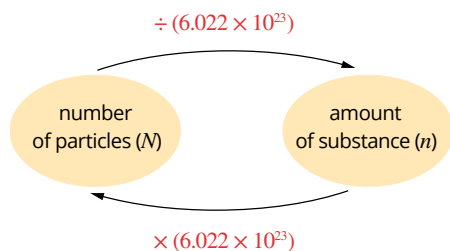


FIGURE 7.1.5 Relationship between number of particles and amount of substance in moles.

Calculations using the mole and Avogadro's constant

Three quantities have been introduced so far:

- the mole, which is given the symbol n and the abbreviation mol
- Avogadro's constant, which is given the symbol N_A and has the value 6.022×10^{23}
- the actual number of particles (atoms, ions or molecules), which is given the symbol N .

The mathematical relationship that links the three quantities is $n = \frac{N}{N_A}$.

Worked example 7.1.1

CALCULATING THE NUMBER OF MOLECULES

Calculate the number of molecules in 3.5 mol of water (H_2O).

Thinking	Working
List the data given in the question next to the appropriate symbol. Include units.	The number of water molecules is the unknown, so: $N(\text{H}_2\text{O}) = ?$ $n(\text{H}_2\text{O}) = 3.5 \text{ mol}$ $N_A = 6.022 \times 10^{23}$
Rearrange the formula to make the unknown the subject.	$n = \frac{N}{N_A}$ so $N(\text{H}_2\text{O}) = n \times N_A$
Substitute in data and solve.	$N(\text{H}_2\text{O}) = n \times N_A$ $= 3.5 \times 6.022 \times 10^{23}$ $= 2.1 \times 10^{24} \text{ molecules}$

Worked example: Try yourself 7.1.1

CALCULATING THE NUMBER OF MOLECULES

Calculate the number of molecules in 1.6 mol of carbon dioxide (CO_2).

Worked example 7.1.2

CALCULATING THE NUMBER OF ATOMS

Calculate the number of oxygen atoms in 2.5 mol of oxygen gas (O_2).

Thinking	Working
List the data given in the question next to the appropriate symbol. Include units.	The number of oxygen atoms is the unknown, so: $N(\text{O}) = ?$ $n(\text{O}_2) = 2.5 \text{ mol}$ $N_A = 6.022 \times 10^{23}$
Calculate the amount, in mol, of oxygen atoms from the amount of oxygen and the molecular formula.	$n(\text{O}) = n(\text{O}_2) \times 2$ $= 2.5 \times 2$ $= 5.0 \text{ mol}$
Rearrange the formula to make the unknown the subject.	$n = \frac{N}{N_A}$ so $N(\text{O}) = n \times N_A$
Substitute in data and solve.	$N(\text{O}) = n \times N_A$ $= 5.0 \times 6.022 \times 10^{23}$ $= 3.0 \times 10^{24} \text{ atoms}$

CHEMFILE N

Avogadro's constant

It is very difficult to imagine just how big Avogadro's constant really is, especially when atoms, ions and molecules are so small. Here are some examples to help.

- 6.022×10^{23} grains of sand, placed side by side, would stretch from Earth to the Sun and back about 7 million times.
- A computer counting 10 billion times every second would take 2 million years to reach 6.022×10^{23} .
- 6.022×10^{23} of the marshmallows shown in Figure 7.1.6 would cover Australia to a depth of 900 km!



FIGURE 7.1.6 One mole of (6.022×10^{23}) marshmallows would cover Australia to a depth of 900 km!

Worked example: Try yourself 7.1.2

CALCULATING THE NUMBER OF ATOMS

Calculate the number of hydrogen atoms in 0.35 mol of methane (CH_4).

Worked example 7.1.3

CALCULATING THE NUMBER OF MOLES, GIVEN THE NUMBER OF PARTICLES

Calculate the amount, in moles, of ammonia molecules (NH_3) represented by 2.5×10^{22} ammonia molecules.

Thinking	Working
List the data given in the question next to the appropriate symbol. Include units.	The number of mol of ammonia molecules is the unknown, so: $n(\text{NH}_3) = ?$ $N(\text{NH}_3) = 2.5 \times 10^{22}$ molecules $N_A = 6.022 \times 10^{23}$
Rearrange the formula to make the unknown the subject.	$n = \frac{N}{N_A}$ n is the unknown, so rearrangement is not required
Substitute in data and solve.	$n(\text{NH}_3) = \frac{N}{N_A}$ $= \frac{2.5 \times 10^{22}}{6.022 \times 10^{23}}$ $= 0.042$ mol

Worked example: Try yourself 7.1.3

CALCULATING THE NUMBER OF MOLES, GIVEN THE NUMBER OF PARTICLES

Calculate the amount, in mol, of magnesium atoms represented by 8.1×10^{20} magnesium atoms.

Worked example 7.1.4

CALCULATING THE NUMBER OF MOLES OF ATOMS, GIVEN THE NUMBER OF MOLES OF MOLECULES

Calculate the amount, in mol, of hydrogen atoms in 3.6 mol of sulfuric acid (H_2SO_4).

Thinking	Working
List the data given in the question next to the appropriate symbol. Include units.	The number of moles of hydrogen atoms is the unknown, so: $n(\text{H}) = ?$ $n(\text{H}_2\text{SO}_4) = 3.6$ mol
Calculate the number, in mol, of hydrogen atoms from the amount of sulfuric acid and the molecular formula.	$n(\text{H}) = n(\text{H}_2\text{SO}_4) \times 2$ $= 3.6 \times 2$ $= 7.2$ mol

Worked example: Try yourself 7.1.4

CALCULATING THE NUMBER OF MOLES OF ATOMS, GIVEN THE NUMBER OF MOLES OF MOLECULES

Calculate the amount, in mol, of hydrogen atoms in 0.75 mol of water (H_2O).

SKILLBUILDER N

Identifying significant figures

When giving an answer to a calculation, it is important to take note of the number of significant figures that you use.

You should give an answer that is as accurate as possible. However, an answer can't be more precise than the data or the measuring device used to calculate it. For example, if a set of scales that measures to the nearest gram shows that an object has a mass of 56g, then the mass should be recorded as 56g, not 56.0g. This is because you do not know whether it is 56.0g, 56.1g, 56.2g or 55.8g.

The value '56' has 2 significant figures. Recording it with 3 significant figures (e.g. 56.0g or 55.8g) would not be scientifically 'honest'. If the mass of 56g was used to calculate another value, it would also not be 'honest' to give that answer with more than 2 significant figures.

The number of significant figures required in an answer depends on what kind of calculation you are doing.

If you are multiplying or dividing, use the smallest number of significant figures provided in the initial values.

If you are adding or subtracting, use the smallest number of decimal places provided in the initial values.

Working out the number of significant figures

The following rules should be followed to avoid confusion in determining how many significant figures are in a number.

- All non-zero digits are always significant. For example, 21.7 has three significant figures.
- All zeroes between two non-zero digits are significant. For example, 3015 has four significant figures.
- A zero to the right of a decimal point and following a non-zero digit is significant. For example, 0.5700 has four significant figures.
- Any other zero in a number less than one is not significant, as it is used only for locating decimal places. For example, 0.005 has just one significant figure.

7.1 Review

SUMMARY

- A mole is a convenient quantity (unit) for counting particles. The mole is given the symbol n and the abbreviation mol.
- One mole is defined as the amount of substance that contains the same number of 'specified' particles as there are atoms in 12g of carbon-12.
- The number of particles in 1 mol is given the symbol N_A . This is known as Avogadro's constant and has the numerical value of 6.022×10^{23} .
- The formula $n = \frac{N}{N_A}$ can be used or rearranged to calculate the amount or number of specified particles in a sample.

KEY QUESTIONS

- 1 Calculate the number of:
 - a atoms in 2.0 mol of sodium atoms (Na)
 - b molecules in 0.10 mol of nitrogen molecules (N_2)
 - c atoms in 20.0 mol of carbon atoms (C)
 - d molecules in 4.2 mol of water molecules (H_2O)
 - e atoms in 1.0×10^{-2} mol of iron atoms (Fe)
 - f molecules in 4.62×10^{-5} mol of CO_2 molecules.
- 2 Calculate the amount of substance, in mol, represented by:
 - a 3.0×10^{23} molecules of water (H_2O)
 - b 1.5×10^{23} atoms of neon (Ne)
 - c 4.2×10^{25} atoms of iron (Fe)
 - d 4.2×10^{25} molecules of ethanol (C_2H_5OH).
- 3 Calculate the amount, in mol, of:
 - a sodium atoms represented by 1.0×10^{20} sodium atoms
 - b aluminium atoms represented by 1.0×10^{20} aluminium atoms
 - c chlorine molecules represented by 1.0×10^{20} chlorine molecules.
- 4 Calculate the amount, in mol, of:
 - a chlorine atoms in 0.4 mol of chlorine (Cl_2)
 - b hydrogen atoms in 1.2 mol of methane (CH_4)
 - c hydrogen atoms in 0.12 mol of ethane (C_2H_6)
 - d oxygen atoms in 1.5 mol of sodium sulfate (Na_2SO_4).

Sample Questions

7.2 Molar mass

Chemical laboratories always contain a balance like the one in Figure 7.2.1, which is used for weighing. If a chemist knows that a specific mass of a substance always contains a specific number of particles, it is possible to easily weigh a sample of the substance and calculate the exact number of particles present in the sample.

In this section, you will learn about how the amount of a substance, measured in moles, is related to the mass of the substance.

MOLAR MASS

Chemists have cleverly defined the mole so that you can determine the number of moles of a substance by simply measuring its mass.

The particles of different elements and compounds have different masses. Therefore, the masses of 1 mol of different elements or compounds will also be different. This is like saying that the mass of one dozen oranges will be greater than the mass of one dozen mandarins because one orange is heavier than one mandarin. The mass, in grams, of 1 mol of a particular element or compound is known as its **molar mass**. It is given the symbol M and the unit g mol^{-1} .

Remember that a mole is defined as the amount of substance that contains the same number of specified particles as there are atoms in 12 g of carbon-12. This is a very convenient definition because:

- 1 atom of ^{12}C has a **relative isotopic mass** (I_r) of 12 exactly
- 1 mol of atoms of ^{12}C has a mass of 12 g exactly.

Naturally occurring carbon is mainly composed of the ^{12}C isotope, so the molar mass of carbon is 12.01 g mol^{-1} .

Consider an atom of ^{12}C and an atom of ^{24}Mg . ^{12}C has been assigned a relative isotopic mass of 12 exactly. On that scale, the relative isotopic mass of ^{24}Mg is approximately 24. Since 1 mol of ^{12}C atoms weighs exactly 12 g, 1 mol of ^{24}Mg must weigh approximately twice as much, 24 g.

i In general, the molar mass of an element is the mass of 1 mol of the element.

The molar mass of a compound is the mass of 1 mol of the compound. It is equal to the relative molecular or **relative formula mass** of the compound expressed in grams.

The molar mass is given the symbol, M , and the unit g mol^{-1} .

Table 7.2.1 shows you how to calculate the molar masses of some common substances.

TABLE 7.2.1 Calculating the molar mass of a substance by adding the relative atomic masses for each atom present in the substance based on the molecular or ionic formula

Substance	Relative atomic masses	Molar mass of substance
Na	Na: 22.99	= 22.99 g mol^{-1}
O_2	O: 16.00	= 2×16.00 = 32.00 g mol^{-1}
H_2O	H: 1.008 O: 16.00	= $(2 \times 1.008) + 16.00$ = 18.02 g mol^{-1}
CO_2	C: 12.01 O: 16.00	= $12.01 + (2 \times 16.00)$ = 44.01 g mol^{-1}
NaNO_3	Na: 22.99 N: 14.01 O: 16.00	= $22.99 + 14.01 + (3 \times 16.00)$ = 85.00 g mol^{-1}



FIGURE 7.2.1 A digital balance is a simple piece of laboratory equipment used for weighing.

From the calculations in Table 7.2.1 and the photograph of 1 mol of some common substances in Figure 7.2.2, you can see that 1 mol of each substance has a different mass.



FIGURE 7.2.2 One mole of each substance has a different mass.

Counting by weighing

A useful relationship links the amount of a substance (n) in moles, its molar mass (M) in grams per mole, and the given mass of the substance (m) in grams.

Mass of a given amount of substance (g) = amount of substance (mol) \times molar mass (g mol^{-1}).

This can be written as $m = n \times M$ and rearranged to:

i

$$\text{amount in mol} \quad n = \frac{m}{M}$$

mass in g

molar mass in g mol^{-1}

Worked example 7.2.1

CALCULATING THE MASS OF A SUBSTANCE

Calculate the mass of 0.35 mol of magnesium nitrate ($\text{Mg}(\text{NO}_3)_2$).

Thinking	Working
List the data given to you in the question. Remember that whenever you are given a molecular formula, you can calculate the molar mass.	$m(\text{Mg}(\text{NO}_3)_2) = ?$ $n(\text{Mg}(\text{NO}_3)_2) = 0.35 \text{ mol}$ $M(\text{Mg}(\text{NO}_3)_2) = 24.31 + (2 \times 14.01) + (6 \times 16.00)$ $= 148.33 \text{ g mol}^{-1}$
Calculate the mass of magnesium nitrate using: $n = \frac{m}{M}$	$n = \frac{m}{M}$, so $m = n \times M$ $m(\text{Mg}(\text{NO}_3)_2) = 0.35 \times 148.33$ $= 52 \text{ g}$

Worked example: Try yourself 7.2.1

CALCULATING THE MASS OF A SUBSTANCE

Calculate the mass of 4.68 mol of sodium carbonate (Na_2CO_3).

You are now in a position to count atoms by weighing. When you use the mole, you are effectively counting the number of particles in a substance. The number of particles present in a substance is equal to the number of moles of the substance multiplied by 6.022×10^{23} .

Some calculations require you to use both of the formulae $n = \frac{m}{M}$ and $n = \frac{N}{N_A}$.

Worked example 7.2.2 is such a calculation.

Worked example 7.2.2

CALCULATING THE NUMBER OF MOLECULES

Calculate the number of CO_2 molecules present in 22 g of carbon dioxide.

Thinking	Working
List the data given to you in the question. Convert mass to grams if required. Remember that whenever you are given a molecular formula you can calculate the molar mass.	$N(\text{CO}_2) = ?$ $M(\text{CO}_2) = 12.01 + (2 \times 16.00)$ $= 44.01 \text{ g mol}^{-1}$ $m(\text{CO}_2) = 22 \text{ g}$
Calculate the amount, in mol, of CO_2 using: $n = \frac{m}{M}$	$n(\text{CO}_2) = \frac{m}{M}$ $= \frac{22}{44.01}$ $= 0.50 \text{ mol}$
Calculate the number of CO_2 molecules using: $n = \frac{N}{N_A}$	$n = \frac{N}{N_A}$, so $N = n \times N_A$ $N(\text{CO}_2) = 0.50 \times 6.022 \times 10^{23}$ $= 3.0 \times 10^{23} \text{ molecules}$

Worked example: Try yourself 7.2.2

CALCULATING THE NUMBER OF MOLECULES

Calculate the number of sucrose molecules in a teaspoon (4.2 g) of sucrose ($\text{C}_{12}\text{H}_{22}\text{O}_{11}$).



CHEMISTRY IN ACTION

Big numbers in science and engineering

Astronomers and engineers also deal with very large numbers and have developed units to handle the huge distances and volumes they deal with. An astronomical unit (AU) is equal to the mean distance between the Sun and Earth, and it is used to compare the size of other planetary systems with our own. Distances between stars are measured in light-years: a light-year is the distance that light travels in a vacuum in 365.25 days. A more unusual Australian unit of measurement is a Sydharb, which is a volume defined in the Macquarie

Dictionary as equal to the amount of water in Sydney Harbour at high tide (Figure 7.2.3).

News reports often discuss the size of a flood or the capacity of a reservoir in multiples of Sydney Harbour, and one Sydharb is approximately 5×10^{11} L. An astronomical unit is 1.49×10^{11} m and a light-year is 9.46×10^{15} m. In the same way that it is easier to talk about a mole than 6.022×10^{23} particles, these units are easy ways to visualise and discuss large numbers. These units also put the size of a mole

into perspective. Even the numerical value of a light-year is 100 000 000 times smaller than a mole!



FIGURE 7.2.3 A Sydharb is an unusual unit of volume equal to the amount of water in Sydney Harbour at high tide. Floods and reservoir capacity are often measured in Sydharbs.

Measuring a molar mass of a compound without a mass spectrometer

When chemists were first determining the molar masses of molecules in the 19th century, a common method was to dissolve the molecule in a solvent and measure the decrease in the solvent's freezing point. This is called a freezing point depression experiment. It was a successful way to measure a molar mass because the freezing point of a solution depends on the number of particles dissolved in the solution, but not on their identity.

When water is the solvent, this relationship is written as:

$$T_f(\text{solution}) \times m(\text{water}) = -1.86 n$$

where:

$T_f(\text{solution})$ is the freezing point of the solution, in °C

$m(\text{water})$ is the mass of water, in kg

n is the number of moles of the dissolved substance.

Therefore, if you know the mass of the substance, you can use the formula $n = \frac{m}{M}$ to work out its molar mass.

7.2 Review

SUMMARY

- The molar mass of an element or compound is the mass, in grams, of 1 mol of that element or compound. Molar mass is given the symbol M and the unit g mol^{-1} .
- The molar mass of an element or compound has the same numerical value as the relative mass of the element or compound.
- The formula $n = \frac{m}{M}$ can be used or rearranged to calculate the mass, amount or molar mass of an element or compound.

KEY QUESTIONS

- Calculate the molar mass of:
 - nitrogen (N_2)
 - ammonia (NH_3)
 - sulfuric acid (H_2SO_4)
 - iron(III) nitrate ($\text{Fe}(\text{NO}_3)_3$)
 - acetic acid (CH_3COOH)
 - sulfur atoms (S)
 - vitamin C (ascorbic acid, $\text{C}_6\text{H}_8\text{O}_6$)
 - hydrated copper(II) sulfate ($\text{CuSO}_4 \cdot 5\text{H}_2\text{O}$).
- Calculate the mass of:
 - 1.0 mol of sodium atoms (Na)
 - 2.0 mol of oxygen molecules (O_2)
 - 0.10 mol of methane molecules (CH_4)
 - 0.25 mol of aluminium oxide (Al_2O_3).
- Calculate the amount, in mol, of:
 - H_2 molecules in 5.0 g of hydrogen (H_2)
 - H atoms in 5.0 g of hydrogen (H_2)
 - Al atoms in 2.7 g of aluminium (Al)
 - CH_4 molecules in 0.40 g of methane (CH_4)
 - O_2 molecules in 0.10 g of oxygen (O_2)
 - O atoms in 0.10 g of oxygen (O_2)
 - P_4 molecules in 1.2×10^{-3} g of phosphorus (P_4)
 - P atoms in 1.2×10^{-3} g of phosphorus (P_4).
- Calculate the number of atoms in:
 - 23 g of sodium (Na)
 - 4.0 g of argon (Ar)
 - 0.243 g of magnesium (Mg)
 - 10.0 g of gold (Au).
- Calculate the:
 - number of molecules in:
 - 16 g of oxygen (O_2)
 - 2.8 g of nitrogen (N_2)
 - number of oxygen atoms in 3.2 g of sulfur dioxide (SO_2)
 - total number of atoms in 288 g of ammonia (NH_3).

7.3 Percentage composition and empirical formula

In Chapter 2, you learnt that compounds are substances that contain two or more different elements, and that the relative proportions of each element in a compound can be expressed as:

- a percentage in terms of the mass contributed by each element
- a formula, showing either the ratio of atoms contributed by each element in a compound or the actual numbers of atoms in a molecule.

In this section, you will learn how to use the **percentage composition** of elements in a compound to calculate a type of formula called an **empirical formula**.

PERCENTAGE COMPOSITION

In Chapter 2, you were introduced to the idea of the percentage composition of a given compound, which tells you the proportion by mass of the different elements in that compound. The proportion of each element is expressed as a percentage of the total mass of the compound.

If the chemical formula of a compound is known, the percentage composition can be determined using the molar masses of the elements and compound. In general, this is written as:

$$\% \text{ by mass of an element in a compound} = \frac{\text{mass of the element in 1 mol of the compound}}{\text{molar mass of the compound}} \times 100$$

Worked example 7.3.1

CALCULATING PERCENTAGE COMPOSITION

Calculate the percentage by mass of aluminium in alumina (Al_2O_3).

Thinking	Working
Find the molar mass of the compound.	$M(\text{Al}_2\text{O}_3) = (2 \times 26.98) + (3 \times 16.00)$ $= 101.96 \text{ g mol}^{-1}$
Find the total mass of the element in one mol of the compound.	mass of Al in 1 mol = $2 \times M(\text{Al})$ $= 2 \times 26.98$ $= 53.96 \text{ g}$
Find the percentage by mass of the element in the compound.	$\% \text{ by mass of Al in } \text{Al}_2\text{O}_3$ $= \frac{\text{mass of Al in 1 mol of } \text{Al}_2\text{O}_3}{\text{molar mass of } \text{Al}_2\text{O}_3} \times 100$ $= \frac{53.96}{101.96} \times 100$ $= 52.92\%$

Worked example: Try yourself 7.3.1

CALCULATING PERCENTAGE COMPOSITION

Calculate the percentage by mass of nitrogen in ammonium nitrate (NH_4NO_3).

GO TO >

Section 2.4 page 63

EMPIRICAL FORMULA

Atoms or ions are present in compounds in fixed whole number ratios. The empirical formula of a compound gives the simplest whole number ratio of elements in that compound. See Table 7.3.1 for some examples.

TABLE 7.3.1 Empirical formulae of some common compounds

Compound	Empirical formula	Simplest whole number ratio of elements in the compound
water	H ₂ O	H:O 2:1
ethene	CH ₂	C:H 1:2
calcium carbonate	CaCO ₃	Ca:C:O 1:1:3

Determining empirical formulae

The empirical formula for a compound is determined from the mass of each element present in a given mass of the compound. These masses can be determined experimentally.

Once the masses of elements in a compound are known, the steps in Figure 7.3.1 are followed to convert these masses into a **mole ratio** (a ratio by number of atoms) and then into an empirical formula.

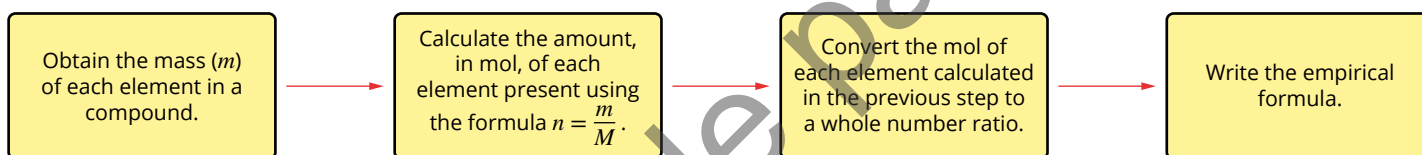


FIGURE 7.3.1 Follow these steps to calculate an empirical formula.

Worked example 7.3.2

DETERMINING THE EMPIRICAL FORMULA

A compound of carbon and oxygen contains 27.3% carbon and 72.7% oxygen by mass. Calculate the empirical formula of the compound.

Thinking	Working
Write down the mass, in g, of all elements present in the compound. If masses are given as percentages, assume that the sample weighs 100 g. The percentages then become masses in grams.	$m(\text{C}) = 27.3 \text{ g}$ $m(\text{O}) = 72.7 \text{ g}$
Calculate the amount, in mol, of each element in the compound using: $n = \frac{m}{M}$	$n(\text{C}) = \frac{27.3}{12.01}$ $= 2.28 \text{ mol}$ $n(\text{O}) = \frac{72.7}{16.00}$ $= 4.54 \text{ mol}$
Simplify the ratio by dividing each number of mol by the smallest number of mol calculated in the previous step. This gives you a ratio of the number of atoms of each element.	$\frac{2.28}{2.28} = 1$ $\frac{4.54}{2.28} = 2$
Find the simplest whole number ratio.	1:2
Write the empirical formula.	CO ₂

Worked example: Try yourself 7.3.2

DETERMINING THE EMPIRICAL FORMULA

0.50 g of magnesium is heated and allowed to completely react with chlorine. 1.96 g of white powder is formed. Determine the empirical formula of the compound.

MOLECULAR FORMULA

Molecular compounds have a molecular formula in addition to an empirical formula. The molecular formula gives the actual number of atoms of each element present in a molecule, rather than the simplest whole number ratio.

The molecular formula can be the same as or different from the empirical formula.

The empirical and molecular formulae of some common molecular compounds are shown in Table 7.3.2.

TABLE 7.3.2 Empirical and molecular formulae of some common molecular compounds

Molecule	Molecular formula	Empirical formula
water	H ₂ O	H ₂ O
ethane	C ₂ H ₆	CH ₃
carbon dioxide	CO ₂	CO ₂
glucose	C ₆ H ₁₂ O ₆	CH ₂ O

Ionic compounds do not have molecular formulae because they do not exist as molecules. However, they do have empirical formulae that describe the fixed ratio of ions that exist in their lattices. The formula for calcium chloride (CaCl₂) is an example of an empirical formula of an ionic compound.

Determining molecular formulae

A molecular formula can be determined from the empirical formula of a compound if the molar mass of the compound is also known.

The molecular formula of a molecule is always a whole number multiple of the empirical formula. The number of the multiple is determined by the following formula.

$$\text{Number of empirical formula units in a molecule} = \frac{\text{molar mass of the compound}}{\text{molar mass of one empirical formula unit}}$$

The general steps in the determination of a molecular formula are shown in Figure 7.3.2.

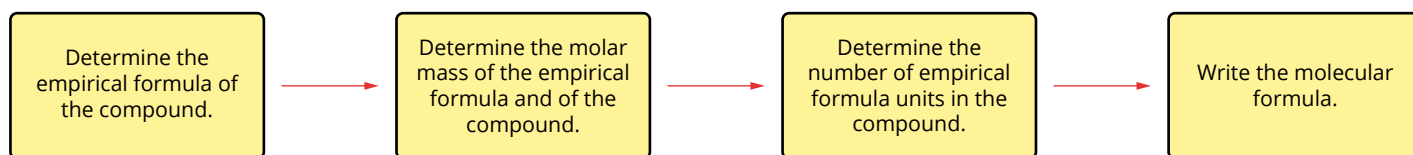



FIGURE 7.3.2 Steps for calculating a molecular formula.

Worked example 7.3.3

DETERMINING THE MOLECULAR FORMULA

A compound has the empirical formula CH. The molar mass of this compound is 78.11 g mol^{-1} . What is the molecular formula of the compound?


Thinking	Working
Calculate the molar mass of one unit of the empirical formula.	Molar mass of a CH unit = $12.01 + 1.008$ = 13.02 g mol^{-1}
Determine the number of empirical formula units in the molecular formula.	number of CH units = $\frac{78.11}{13.02}$ = 6
Determine the molecular formula of the compound.	molecular formula = $6 \times \text{CH}$ = C_6H_6



Worked example: Try yourself 7.3.3

DETERMINING THE MOLECULAR FORMULA

A compound has the empirical formula C_2H_5 . The molar mass of this compound was determined to be 58.12 g mol^{-1} . What is the molecular formula of the compound?



Sample pages

7.3 Review

SUMMARY

- The percentage, by mass, of an element in a compound can be calculated from the mass of the element in 1 mol of the compound and the molar mass of the compound.
- The empirical formula of a compound gives the simplest whole number ratio of atoms or ions in the compound.
- Ionic compounds only have an empirical formula.
- Molecular compounds have a molecular formula that gives the actual number of atoms of each element in the molecule. It may be the same as, or different from, the empirical formula.

KEY QUESTIONS

- 1 Calculate the percentage by mass of:
 - a iron in iron(III) oxide (Fe_2O_3)
 - b uranium in uranium oxide (U_3O_8)
 - c nitrogen in ammonium chloride (NH_4Cl)
 - d oxygen in copper(II) nitrate ($\text{Cu}(\text{NO}_3)_2$).
- 2 Determine the empirical formulae of the compounds with the following compositions:
 - a 2.74% hydrogen, 97.26% chlorine
 - b 42.9% carbon, 57.1% oxygen
 - c 10.0g of a compound of magnesium and oxygen that contains 6.03g of magnesium
 - d 3.2g of a hydrocarbon that contains 2.4g of carbon
- 3 Determine the molecular formula of the following compounds.
- 4 A hydrocarbon contains 85.7% carbon. Its relative molecular mass is 70. Determine the hydrocarbon's:
 - a empirical formula
 - b molecular formula.
- 5 A sample of the carbohydrate glucose contains 1.8g carbon, 0.3g hydrogen and 2.4g oxygen.
 - a Calculate the empirical formula of the compound.
 - b Deduce its molecular formula, given that its relative molecular mass is 180.

	Empirical formula	Relative molecular mass
a	CH	78.11
b	HO	34.02
c	CH_2O	90.09
d	NO_2	46.01
e	CH_2	154.29

7.4 Calculations based on the amount of a reactant or product




FIGURE 7.4.1 When colourless aqueous solutions of mercury(II) acetate and sodium iodide are mixed, they produce a red solid, mercury(II) iodide. The mass of the solid from this reaction can be used to determine the amount of mercury present in the original sample.

In this section, you will learn to calculate the amounts of reactants or products involved in chemical reactions. For example, in reactions such as that seen in Figure 7.4.1, you can use your knowledge of the mole concept to calculate the mass of products formed or reactants consumed.

STOICHIOMETRY

Chemists can apply the mole concept to chemical reactions to determine the quantities of reactants involved or products formed. This is useful in industry, as manufacturers need to know the quantities of raw materials required to produce a predicted amount of product. Although particles such as atoms, ions and molecules are so small that they cannot be counted individually, the mole concept allows us to determine the number of individual particles by simply measuring their mass.

Calculations based on the mole are used to make these predictions.

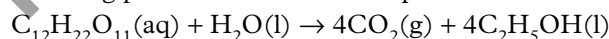
The study of ratios of moles of substances is called **stoichiometry**. **Stoichiometric calculations** are based on the law of conservation of mass.

i The total mass of all products is equal to the total mass of all reactants in a chemical reaction.

In a chemical reaction, the total number of atoms of each element in the reactants is always equal to the total number of atoms of each element in the products. The atoms are just rearranged to form new compounds.

Mole ratios

Consider one of the important reactions in breadmaking, where table sugar (or sucrose, $C_{12}H_{22}O_{11}$) is fermented by baker's yeast to make carbon dioxide and ethanol (C_2H_5OH). The carbon dioxide makes the bread rise, and the ethanol evaporates in the baking process. The chemical equation is:



The coefficients used to balance the equations show the ratios of reactants and products involved in the reaction. The equation indicates that 1 mol of $C_{12}H_{22}O_{11}$ reacts with 1 mol of water to form 4 mol of gaseous CO_2 and 4 mol of C_2H_5OH .

In more general terms, the amount, in moles, of CO_2 produced will always be four times the amount, in moles, of $C_{12}H_{22}O_{11}$ used. The amount, in moles, of C_2H_5OH produced will be equal to the amount, in moles, of CO_2 produced and four times the amount, in moles, of water consumed.

You can use the coefficients of this reaction to write relationships that show the mole ratios of any two chemicals involved in the reaction:

$$\frac{n(C_{12}H_{22}O_{11})}{n(H_2O)} = \frac{1}{1}, \frac{n(CO_2)}{n(C_{12}H_{22}O_{11})} = \frac{4}{1} \text{ and } \frac{n(CO_2)}{n(C_2H_5OH)} = \frac{4}{4} = 1$$

In the stoichiometric calculations that you will perform in this section, the number of mole or mass of one of the reactants or products will always be known (called the 'known chemical') and used to determine the number of mole or mass of one of the other reactants or products involved in the reaction (called the 'unknown chemical'). You can write the relationship between the known and the unknown chemicals using ratios:

$$\frac{n(\text{unknown chemical})}{n(\text{known chemical})} = \frac{\text{coefficient of unknown chemical}}{\text{coefficient of known chemical}}$$

i Stoichiometric calculations allow you to use the mole ratio established in a chemical equation to predict the amount of a product that will be formed and how much reactant will be used.

i When carrying out any stoichiometric calculation, you must always clearly state the mole ratio you are working with.

Worked example 7.4.1

USING MOLE RATIOS

0.375 mol of methanol (CH₃OH) is burnt in oxygen to make carbon dioxide and water. How many moles of carbon dioxide are formed?

Thinking	Working
Write a balanced equation for the reaction.	$\text{CH}_3\text{OH}(\text{l}) + 2\text{O}_2(\text{g}) \rightarrow \text{CO}_2(\text{g}) + 2\text{H}_2\text{O}(\text{g})$
Determine the number of mol of the 'known substance'. The known substance is the one that you are provided information about in the question.	$n(\text{CH}_3\text{OH}) = 0.375 \text{ mol}$
Find the mole ratio: $\text{mole ratio} = \frac{\text{coefficient of unknown chemical}}{\text{coefficient of known chemical}}$ The 'unknown' substance is the one for which you need to calculate the number of mol	$\frac{\text{coefficient of CO}_2}{\text{coefficient of CH}_3\text{OH}} = \frac{1}{1}$
Calculate the number of mol of the unknown substance using: $n(\text{unknown}) = n(\text{known}) \times (\text{mole ratio})$	$n(\text{CO}_2) = 0.375 \times 1 = 0.375 \text{ mol}$

Worked example: Try yourself 7.4.1

USING MOLE RATIOS

In the breadmaking reaction, baker's yeast ferments table sugar (sucrose, C₁₂H₂₂O₁₁) to form carbon dioxide and ethanol (C₂H₅OH). 0.050 mol of CO₂ is needed to make a loaf of bread rise properly. If the chemical reaction is C₁₂H₂₂O₁₁(aq) + H₂O(l) → 4CO₂(g) + 4CH₃CH₂OH(l), how much sucrose, in mol, is needed to form this amount of CO₂?

Mass–mass stoichiometry

When you carry out a reaction in the laboratory, you will measure quantities of chemicals in grams, not moles. For this reason, most calculations will require you to start and finish with mass rather than moles of a substance. To calculate the number of moles of the known substance from a mass, you can use the relationship:

$$\text{number of moles} = \frac{\text{mass (in g)}}{\text{molar mass (in g mol}^{-1}\text{)}}$$

This can be written as:

$$n = \frac{m}{M}$$

To calculate a final answer as a mass, this formula is rearranged:

$$m = n \times M$$

Calculating the mass of a product

Stoichiometry can be used to calculate the mass of product that is expected from any reaction in which the mass of a reactant is known.

There are several steps involved in calculating the mass of a product.

- 1 Write a balanced equation for the reaction.
- 2 Calculate the number of moles of the reactant from its mass, using the formula:

$$n = \frac{m}{M}$$

- 3 Use the mole ratios in the equation to calculate the number of moles of the expected product.
- 4 Calculate the mass of the product using $m = n \times M$.



FIGURE 7.4.3 Iron metal is formed from iron(III) oxide reacting with carbon. Manufacturers use stoichiometry to calculate how much iron(III) oxide and carbon are needed to produce enough iron for their next order.

Figure 7.4.2 provides a flow chart that summarises this process, and Worked example 7.4.2 will help you to understand these steps.

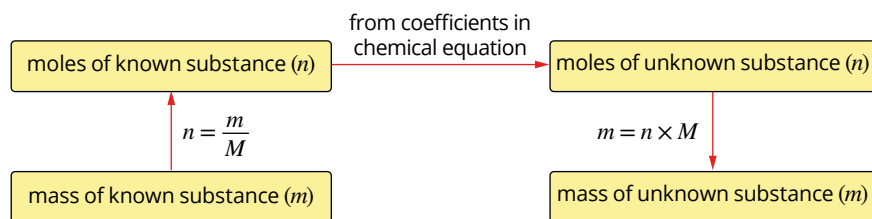


FIGURE 7.4.2 A flow chart for mass–mass stoichiometric calculations is helpful when trying to solve these problems.

Worked example 7.4.2

SOLVING MASS–MASS STOICHIOMETRIC PROBLEMS


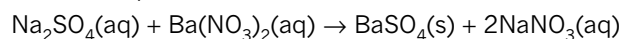
When iron(III) oxide is reacted with carbon, iron metal is formed, along with carbon dioxide (Figure 7.4.3). Calculate the mass of iron that can be formed from 5.20 kg of iron(III) oxide.

Thinking	Working
Write a balanced equation for the reaction.	$2\text{Fe}_2\text{O}_3(\text{s}) + 3\text{C}(\text{s}) \rightarrow 4\text{Fe}(\text{s}) + 3\text{CO}_2(\text{g})$
Calculate the number of mol of the known substance (the iron(III) oxide). Convert the mass to grams: $n = \frac{m}{M}$	$n(\text{Fe}_2\text{O}_3) = \frac{5.20 \times 10^3}{159.70}$ $= 32.6 \text{ mol}$
Calculate the mole ratio: $\text{mole ratio} = \frac{\text{coefficient of unknown chemical}}{\text{coefficient of known chemical}}$	$\text{mole ratio} = \frac{\text{coefficient of Fe}}{\text{coefficient of Fe}_2\text{O}_3}$ $= \frac{4}{2}$
Calculate the number of mol of the unknown substance: $n(\text{unknown}) = n(\text{known}) \times (\text{mole ratio})$	$n(\text{Fe}) = 32.6 \times \frac{4}{2}$ $= 65.1 \text{ mol}$
Calculate the mass of the unknown substance: $m = n(\text{unknown}) \times M$	$m(\text{Fe}) = 65.1 \times 55.85$ $= 3.64 \times 10^3 \text{ g}$ $= 3.64 \text{ kg}$

Worked example: Try yourself 7.4.2

SOLVING MASS–MASS STOICHIOMETRIC PROBLEMS

A reaction between solutions of sodium sulfate and barium nitrate produces solid barium sulfate with a mass of 2.440 g. Aqueous sodium nitrate is also formed. Calculate the mass of sodium sulfate required to produce this amount of barium sulfate. The equation for this reaction is:



7.4 Review

SUMMARY

- A balanced equation shows the ratio of the amount, in moles, of reactants used and products formed in the reaction.
- Given the quantity of one of the reactants or products of a chemical reaction, such as in a precipitation reaction, the quantity of all other reactants and products can be predicted by working through the following steps.
 - 1 Write a balanced equation for the reaction.
 - 2 Calculate the amount, in moles, of the given substance.
 - 3 Use the mole ratios of reactants and products in the balanced equation to calculate the amount, in moles, of the required substance.
 - 4 Use the appropriate formula to determine the quantity needed of the required substance. Usually, this would be the mass, using the formula $m = n \times M$.

KEY QUESTIONS

- 1 A tree undergoing photosynthesis uses 120 g of carbon dioxide to make glucose ($C_6H_{12}O_6$). The equation for the reaction is:
$$6CO_2(g) + 6H_2O(l) \rightarrow C_6H_{12}O_6(aq) + 6O_2(g)$$
What mass of glucose is formed?
- 2 The mass of aluminium nitrate in a solution is determined by adding sodium carbonate solution to form aluminium carbonate and sodium nitrate. The equation for the reaction occurring is:
$$2Al(NO_3)_3(aq) + 3Na_2CO_3(aq) \rightarrow Al_2(CO_3)_3(s) + 6NaNO_3(aq)$$
In a particular reaction, 4.68 g of aluminium carbonate is obtained.
 - a Calculate the moles of aluminium carbonate produced.
 - b Determine the required mole ratio for the reaction.
 - c Calculate the mass of aluminium nitrate that reacted.
- 3 A solar panel is made from 45.9 g of silicon. What mass of silicon tetrachloride is needed to make this mass of silicon? The equation for the reaction is:
$$SiCl_4(g) + 2H_2(g) \rightarrow Si(s) + 4HCl(g)$$
- 4 The reaction between mercury(II) acetate and sodium iodide is represented by the following equation:
$$Hg(CH_3COO)_2(aq) + 2NaI(aq) \rightarrow HgI_2(s) + 2NaCH_3COO(aq)$$
Solid mercury(II) iodide of mass 4.82 g is formed when sodium iodide is added to a solution of mercury(II) acetate:
 $M(Hg(CH_3COO)_2) = 318.69 \text{ g mol}^{-1}$
 $M(HgI_2) = 454.4 \text{ g mol}^{-1}$ Calculate the mass of mercury(II) acetate that reacted to produce this solid.

7.5 Calculations based on the amounts of two reactants

In the previous section, you calculated the amount of product that could be formed given the amount of one reactant. You were also able to calculate the amount of a second reactant that would be required, given the amount of the first. In chemistry, once you know the mass of a reactant that is completely consumed in a chemical reaction, you can use that information to determine the amount of any other component based on the chemical equation.

In this section, you will learn how to perform stoichiometric calculations in which two reactants are involved, but the reactant that is completely consumed may not be obvious straight away. In this style of question, you are given sufficient information to allow you to calculate the amounts of both reactants present. But before you can calculate the amount of product that is formed, you will need to determine which reactant is completely consumed. You will then know which reactant will be the limiting factor in the reaction.

STOICHIOMETRY PROBLEMS INVOLVING EXCESS REACTANTS

When two reactants are mixed to create a chemical reaction, it is possible that they will be combined in just the right mole ratio, as indicated in the equation, for each to react completely. However, it is more likely, that they are not present in exactly the right mole ratio. In that case, one of the reactants will be used up before the other, and some of the other reactant will be left over at the end of the reaction.

To illustrate this idea, consider a problem that does not involve chemicals. Suppose that you have been given some skateboard decks and wheels, and you want to make as many complete skateboards as you can. As you can see in Figure 7.5.1, a complete skateboard is made up of one deck and four wheels.

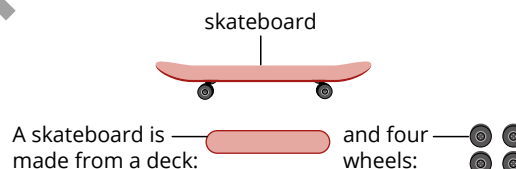


FIGURE 7.5.1 In order to make a complete skateboard, you must always use one deck and four wheels. This sets up the basic formula for a skateboard.

Now consider the situation shown in Figure 7.5.2. If you were given two decks and ten wheels, how many complete skateboards could you make from these materials?

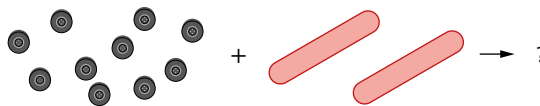


FIGURE 7.5.2 When provided with ten wheels and two skateboard decks, how many complete skateboards can be made?

The answer is that you could make two complete skateboards and there would be two wheels left over (Figure 7.5.3).



FIGURE 7.5.3 When supplied with two decks and ten wheels, the maximum number of skateboards that can be made is two. There will be two wheels that are not used.

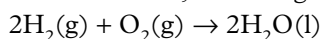
In this example, you can say that the two wheels left at the end were in excess. Also, given two decks and ten wheels, the number of complete skateboards you could make was limited by the number of decks available.

A similar situation arises in chemical reactions when the quantities of the reactants supplied are not in the exact same ratio as that shown in the equation for the reaction.

When that happens, the reactant that is:

- completely consumed is the **limiting reactant**
- not completely consumed is the **excess reactant**.

Figure 7.5.4 shows three different scenarios for the reaction in which hydrogen gas and oxygen gas combine to form water, according to the equation:



Each of the diagrams provides examples to illustrate the concepts of limiting and excess reactants.

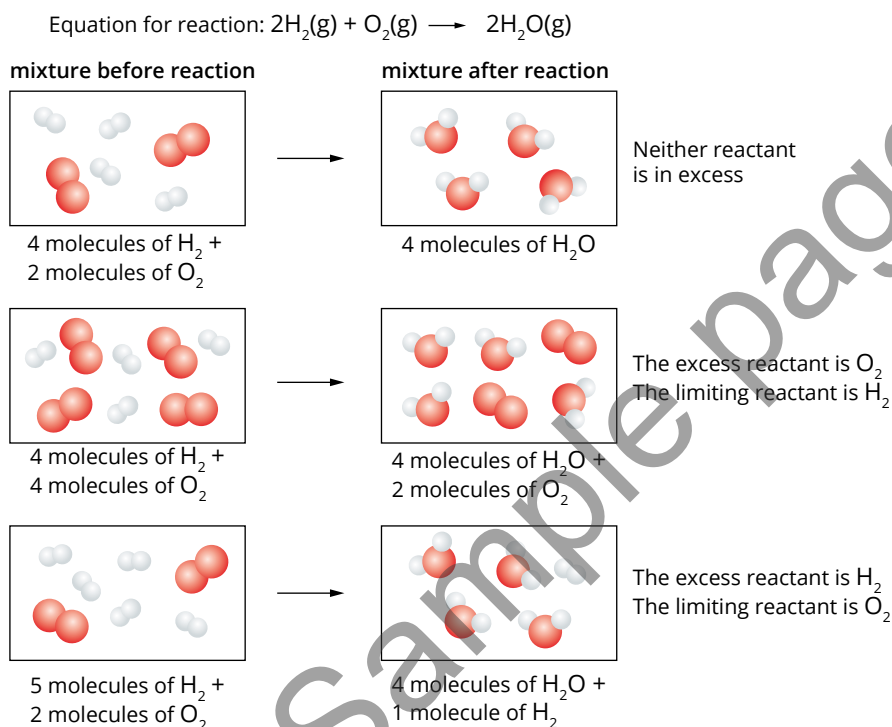


FIGURE 7.5.4 Different scenarios showing the concept of a limiting reactant for the reaction $2\text{H}_2(\text{g}) + \text{O}_2(\text{g}) \rightarrow 2\text{H}_2\text{O}(\text{l})$.

Note that in each of the examples shown in Figure 7.5.4, the amount of product formed in these types of reactions:

- is determined by the amount of the limiting reactant present in the reaction mixture
- cannot be determined from the amount of excess reactant.

In the skateboard example, it was the number of decks, not the number of wheels, that determined how many complete skateboards could be made.

Steps in solving stoichiometry problems involving excess reactants

When attempting to solve a limiting reactant problem in which you are required to work out the amount of product, there are three main steps:

- 1 Calculate the number of moles of each reactant.
- 2 Determine which reactant is in excess, and therefore which is the limiting reactant.
- 3 Use the amount of the limiting reactant to work out the amount of product formed.

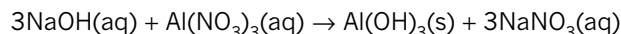
i In a chemical reaction, the limiting reactant is completely used up.

i You must always use the amount of the limiting reactant to determine the amount of product that will be formed.

Worked example 7.5.1

SOLVING MASS–MASS STOICHIOMETRY PROBLEMS WITH ONE REACTANT IN EXCESS

A solution containing 20.0g of dissolved sodium hydroxide is added to a solution containing 25.0g aluminium nitrate to form solid aluminium hydroxide and aqueous sodium nitrate. The equation for this reaction is:

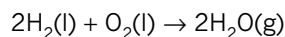


a Which reactant is the limiting reactant?	
Thinking	Working
Calculate the number of mol of each of the reactants in the equation using: $n = \frac{m}{M}$	Use the equation $n = \frac{m}{M}$. For NaOH: $n(\text{NaOH}) = \frac{20.0}{40.00} = 0.500 \text{ mol}$ For $\text{Al}(\text{NO}_3)_3$: $n(\text{Al}(\text{NO}_3)_3) = \frac{25.0}{213.01} = 0.117 \text{ mol}$
Use the coefficients of the equation to find the limiting reactant.	The equation shows that 3 mol of NaOH react with 1 mol of $\text{Al}(\text{NO}_3)_3$. So to react all of the $\text{Al}(\text{NO}_3)_3$ you will require: $\frac{3}{1} \times n(\text{Al}(\text{NO}_3)_3) \text{ of NaOH}$ $\frac{3}{1} \times 0.117 = 0.352 \text{ mol}$ As there is 0.500 mol available, the NaOH is in excess. So, $\text{Al}(\text{NO}_3)_3$ is the limiting reactant. (It will be completely consumed.)
b What mass of aluminium hydroxide will be formed?	
Thinking	Working
Find the mole ratio of the unknown substance to the limiting reactant from the equation coefficients: $\text{mole ratio} = \frac{\text{coefficient of unknown chemical}}{\text{coefficient of known chemical}}$	From the equation coefficients: $\frac{\text{coefficient of Al}(\text{OH})_3}{\text{coefficient of Al}(\text{NO}_3)_3} = \frac{1}{1}$
Calculate the number of mol of the unknown substance using the number of mol of the limiting reactant: $n(\text{unknown}) = n(\text{limiting reactant}) \times (\text{mole ratio})$	$n(\text{Al}(\text{OH})_3) = n(\text{Al}(\text{NO}_3)_3) \times \frac{1}{1}$ $= 0.117 \times \frac{1}{1}$ $= 0.117 \text{ mol}$
Calculate the mass of the unknown substance using: $m(\text{unknown}) = n(\text{unknown}) \times M$	Molar mass of $\text{Al}(\text{OH})_3 = 78.00 \text{ g mol}^{-1}$ $m(\text{Al}(\text{OH})_3) = 0.117 \times 78.00$ $= 9.15 \text{ g}$

Worked example: Try yourself 7.5.1

SOLVING MASS–MASS STOICHIOMETRY PROBLEMS WITH ONE REACTANT IN EXCESS

A space shuttle is loaded with $1.06 \times 10^8 \text{ g}$ of liquefied H_2 and $6.29 \times 10^8 \text{ g}$ of liquefied O_2 , which are burnt as fuels during take-off. The reaction is:



a Which reactant is the limiting reactant?

b What mass of water will be formed?



7.5 Review

SUMMARY

- If quantities of more than one reactant are given, the amount, in moles, of each reactant needs to be calculated.
- The limiting reactant needs to be determined; this will be the reactant that is consumed completely.
- The limiting reactant is used to predict the amount of product formed and the amount of the other reactant in excess.

KEY QUESTIONS

- 1** Aluminium reacts with oxygen gas to form aluminium oxide. The balanced equation for the reaction is:
- $$4\text{Al(s)} + 3\text{O}_2\text{(g)} \rightarrow 2\text{Al}_2\text{O}_3\text{(s)}$$
- In a particular reaction, 40g of aluminium reacts with 35g of oxygen gas. List the following steps in the order in which the calculations should be completed to determine the mass of aluminium oxide that will form.
- A** Use mole ratios to determine which reactant is limiting.
- B** Calculate the number of mol of aluminium and oxygen.
- C** Calculate the mass of aluminium oxide that forms.
- D** Refer to the balanced equation.
- E** Calculate the number of mol of aluminium oxide that forms.
- 2** In three separate experiments, different amounts of nitrogen and hydrogen reacted to form ammonia, according to the equation:
- $$\text{N}_2\text{(g)} + 3\text{H}_2\text{(g)} \rightarrow 2\text{NH}_3\text{(g)}$$
- This table shows the amounts of reactants and products in each experiment. Complete the table to indicate the amount of each product remaining at the end of the reaction.

Nitrogen molecules available	Hydrogen molecules available	Ammonia molecules produced	Nitrogen molecules in excess	Hydrogen molecules in excess
2	10			
879	477			
9 mol	6 mol			

Chapter review

KEY TERMS

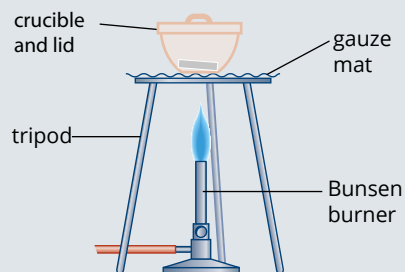
amount of substance	molar mass	relative formula mass
Avogadro's constant	mole	relative isotopic mass
empirical formula	mole ratio	stoichiometric calculation
excess reactant	molecular formula	stoichiometry
limiting reactant	percentage composition	

REVIEW QUESTIONS

- For each of the following numbers of molecules, calculate the amount of substance, in mol.
 - 4.50×10^{23} molecules of water (H_2O)
 - 9.00×10^{24} molecules of methane (CH_4)
 - 2.3×10^{28} molecules of chlorine (Cl_2)
 - 1 molecule of sucrose ($\text{C}_{12}\text{H}_{22}\text{O}_{11}$)
- For each of the following amounts of molecular substances, calculate the:
 - number of molecules
 - total number of atoms
 - the number of significant figures to which the number of mol can be given.
 - 1.45 mol of ammonia (NH_3)
 - 0.576 mol of hydrogen sulfide (H_2S)
 - 0.0153 mol of hydrogen nitrate (HNO_3)
 - 2.5 mol of sucrose ($\text{C}_{12}\text{H}_{22}\text{O}_{11}$)
- How would the molar mass (M) of a compound differ from its relative molecular mass (M_r)?
- What is the molar mass (M) of each of the following?
 - iron (Fe)
 - sulfuric acid (H_2SO_4)
 - sodium oxide (Na_2O)
 - zinc nitrate ($\text{Zn}(\text{NO}_3)_2$)
 - glycine ($\text{H}_2\text{NCH}_2\text{COOH}$)
 - aluminium sulfate ($\text{Al}_2(\text{SO}_4)_3$)
 - hydrated iron(III) chloride ($\text{FeCl}_3 \cdot 6\text{H}_2\text{O}$)
- If 6.022×10^{23} atoms of calcium have a mass of 40.08 g, what is the mass of one calcium atom?
 - If 1 mol of water molecules has a mass of 18.02 g, what is the mass of one water molecule?
 - What is the mass of one molecule of carbon dioxide?
- For each of the following molecular substances, calculate the:
 - amount of substance in moles
 - number of molecules
 - total number of atoms.
 - 4.2 g of phosphorus (P_4)
 - 75.0 g of sulfur (S_8)
 - 0.32 g of hydrogen chloride (HCl)
 - 2.2×10^{-2} g of glucose ($\text{C}_6\text{H}_{12}\text{O}_6$).
- For each of the following ionic substances, calculate the amount of:
 - substance, in moles
 - each ion, in moles.
 - 5.85 g of NaCl
 - 45.0 g of CaCl_2
 - 1.68 g of $\text{Fe}_2(\text{SO}_4)_3$
- Calculate the molar mass of a substance if:
 - 2.0 mol of the substance has a mass of 80 g
 - 0.10 mol of the substance has a mass of 9.8 g
 - 1.7 mol of the substance has a mass of 74.8 g
 - 3.50 mol of the substance has a mass of 371 g.
- Which of the following metal samples has the greatest mass?
 - 100 g copper
 - 4.0 mol of iron atoms
 - 1.2×10^{24} atoms of silver
- A new antibiotic has been isolated and only 2.0 mg is available. The molar mass is found to be 12.5 kg mol^{-1} .
 - Express the molar mass in g mol^{-1} .
 - Calculate the amount of antibiotic, in mol.
 - How many molecules of antibiotic have been isolated?
- Calculate the percentage by mass of each element in:
 - Al_2O_3
 - $\text{Cu}(\text{OH})_2$
 - $\text{MgCl}_2 \cdot 6\text{H}_2\text{O}$
 - $\text{Fe}_2(\text{SO}_4)_3$
 - perchloric acid (HClO_4).

- 12** A compound used as a solvent for dyes has the following composition by mass: 32.0% carbon, 6.7% hydrogen, 18.7% nitrogen and 42.6% oxygen. Find the empirical formula of the compound.
- 13** A clear liquid extracted from fermented lemons was found to consist of carbon, hydrogen and oxygen. Analysis showed it to be 52.2% carbon and 34.8% oxygen by mass.
- Find the empirical formula of the substance.
 - If 2.17 mol of the compound has a mass of 100g, find the molecular formula of the compound.
- 14** A hydrocarbon is a compound that contains carbon and hydrogen only. Determine the empirical formula of a hydrocarbon that is used as a specialty fuel and contains 90.0% carbon.
- 15** Find the relative atomic mass of nickel if 3.370g nickel was obtained by reduction of 4.286g of the oxide (NiO). You may need to refer to the periodic table at the end of this book.
- 16** 4.150g tungsten was burned in chlorine and 8.950g tungsten chloride (WCl_6) was formed. Find the relative atomic mass of tungsten. You may need to refer to the periodic table at the end of this book.
- 17** Determine the molecular formulae of compounds with the following compositions and relative molecular masses:
- 82.75% carbon, 17.25% hydrogen; $M_r = 58.12$
 - 43.66% phosphorus, 56.34% oxygen; $M_r = 283.88$
 - 40.0% carbon, 6.7% hydrogen, 53.3% oxygen; $M_r = 180.16$
 - 0.164g hydrogen, 5.25g sulfur, 9.18g oxygen; $M_r = 178.16$
- 18** Using suitable examples, clearly distinguish between:
- relative isotopic mass
 - relative atomic mass
 - relative molecular mass
 - relative formula mass
 - molar mass.
- 19** Caffeine contains 49.48% carbon, 5.15% hydrogen, 28.87% nitrogen; the rest is oxygen.
- Determine the empirical formula of caffeine.
 - If 0.200 mol of caffeine has a mass of 38.8g, what is the molar mass of a caffeine molecule?
 - Determine the molecular formula of caffeine.
 - How many moles of caffeine molecules are in 1.00g caffeine?
 - How many molecules of caffeine are in 1.00g caffeine?
 - How many atoms all together are there in 1.00g caffeine?

- 20** The empirical formula of a metal oxide can be found by experimentation, as shown in the figure below.



The mass of the oxygen that reacts with the mass of the metal must be determined. Steps A–F form the experimental method.

- Ignite a burner and heat the metal.
 - Allow the crucible to cool, then weigh it.
 - Continue the reaction until no further change occurs.
 - Clean a piece of metal with emery paper to remove any oxide layer.
 - Place the metal in a clean, weighed crucible and cover with a lid.
 - Weigh the metal and record its mass.
- Place the steps in the correct order by letter.
 - Wan and Eric collected the following data:

mass of the metal = 0.542g

mass of the empty crucible = 20.310g

mass of the crucible and metal oxide = 21.068g

They found from this data that the metal oxide has a 1:1 formula, i.e. MO, where M = metal. Copy and complete the figure below with the data provided.

	Metal	Oxygen
mass (g)		
relative atomic mass		16.00
moles		
ratio		

- What metal was used in the experiment?

- 21** For each amount given, calculate the amounts, in mol, of the other reactants and products required for a complete reaction according to the following equation:
- $$3\text{Ca}(\text{NO}_3)_2(\text{aq}) + 2\text{Na}_3\text{PO}_4(\text{aq}) \rightarrow \text{Ca}_3(\text{PO}_4)_2(\text{s}) + 6\text{NaNO}_3(\text{aq})$$

$\text{Ca}(\text{NO}_3)_2$	Na_3PO_4	$\text{Ca}_3(\text{PO}_4)_2$	NaNO_3
27 mol			
	0.48 mol		
		0.18 mol	
			2.4 mol

CHAPTER REVIEW CONTINUED

- 22** When solutions of iron(II) sulfate and potassium hydroxide are mixed, the reaction that occurs can be represented as:



Complete the following expressions based on this equation. The first one has been done for you.

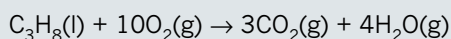
$$n(\text{KOH}) = \frac{2}{1} \times n(\text{Fe}(\text{OH})_2)$$

$$n(\text{FeSO}_4) = \frac{(\quad)}{(\quad)} \times n(\text{KOH})$$

$$n(\text{KOH}) = \frac{(\quad)}{(\quad)} \times n(\text{K}_2\text{SO}_4)$$

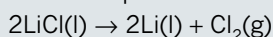
$$n(\text{Fe}(\text{OH})_2) = \frac{(\quad)}{(\quad)} \times n(\text{FeSO}_4)$$

- 23** A barbecue burns 50.2 g of propane (C_3H_8) to cook a meal with this reaction:



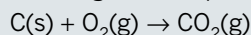
What mass of CO_2 is produced?

- 24** To make a mobile phone battery, molten lithium chloride is used to make lithium metal and chlorine gas in a reaction that is represented as:



What mass of LiCl is needed to produce 8.22 g of Li for a battery?

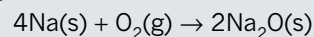
- 25** In three separate experiments, different amounts of carbon and oxygen were reacted together to form carbon dioxide according to the equation:



The table lists the amounts of reactants and products in each of the three experiments. Complete the table to indicate the amounts of the products formed and of the remaining reactants at the end of the reaction.

Carbon atoms available	Oxygen molecules available	Carbon dioxide molecules produced	Carbon atoms in excess	Oxygen molecules in excess
8	20			
1000	3000			
9 mol	6 mol			

- 26** Sodium can react with oxygen gas to form sodium oxide. The equation for this reaction is:



3.0 mol of sodium is reacted with 0.8 mol of oxygen gas.

- Determine which reactant is in excess.
 - How many moles of sodium oxide is produced in the reaction?
- 27** 16.0 g of hydrogen sulfide is mixed with 20.0 g of sulfur dioxide, and they react according to this equation:
- $$2\text{H}_2\text{S}(\text{g}) + \text{SO}_2(\text{g}) \rightarrow 2\text{H}_2\text{O}(\text{l}) + 3\text{S}(\text{s})$$
- Calculate the mass of sulfur produced.
 - Calculate the mass of reactant left after the reaction.
- 28** 4.40 g of P_4O_6 and 3.00 g of I_2 are mixed and allowed to react according to this equation:
- $$5\text{P}_4\text{O}_6(\text{s}) + 8\text{I}_2(\text{g}) \rightarrow 4\text{P}_2\text{I}_4(\text{s}) + 3\text{P}_4\text{O}_{10}(\text{s})$$
- Which reactant is in excess and by how much, in g?
 - What mass of P_2I_4 forms?
 - What mass of P_4O_{10} forms?
 - What is the total mass of all the products? (Hint: Compare this with the mass of the reactants.)
- 29** Reflect on the Inquiry activity on page 222. Now that you understand the mole, explain any patterns you saw in your results.